







## Substrate Selection

3 to 4 cm	Wheat Straw	30-45 % cellulose, 15-20 % lignin	
0.5 cm	Wheat Straw	30-45 % cellulose, 15-20 % lignin (small size = more hyphae)	
10 - 40 micrometer	Birch Sawdust	37.07 % cellulose, 22.6 % lignin	
1 to 2 cm	Cotton straw	30-45 % cellulose, 20-25 % lignin	
3 to 6 cm	Sugarcane bagasse	40-50 % cellulose, 25-35 % lignin	
1 to 3 cm	Soyabean straw	30-51 % cellulose, 10-25 % lignin	

Tried and Tested

Other recommended